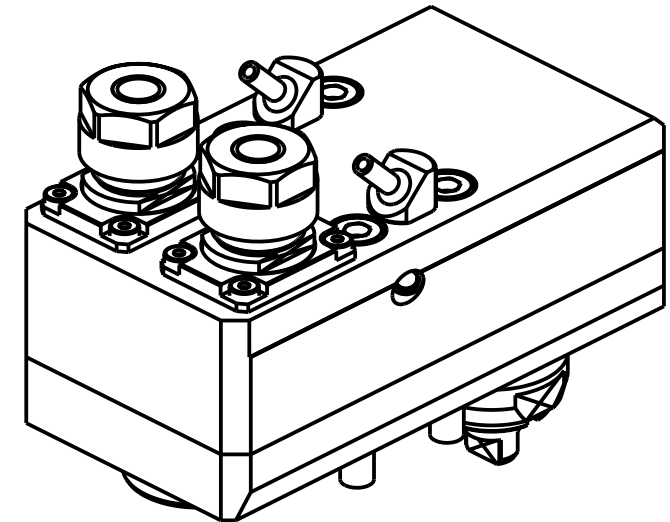
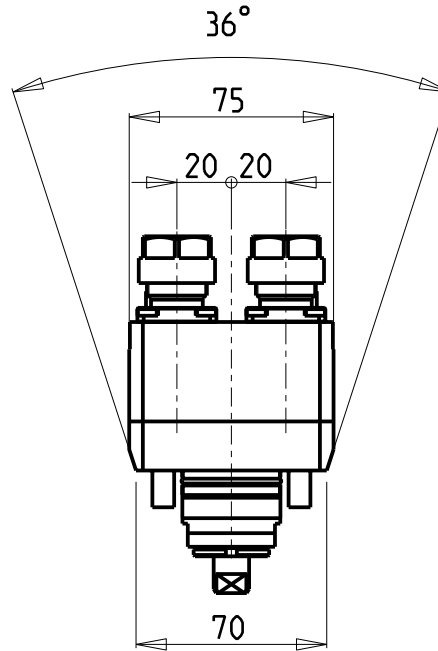
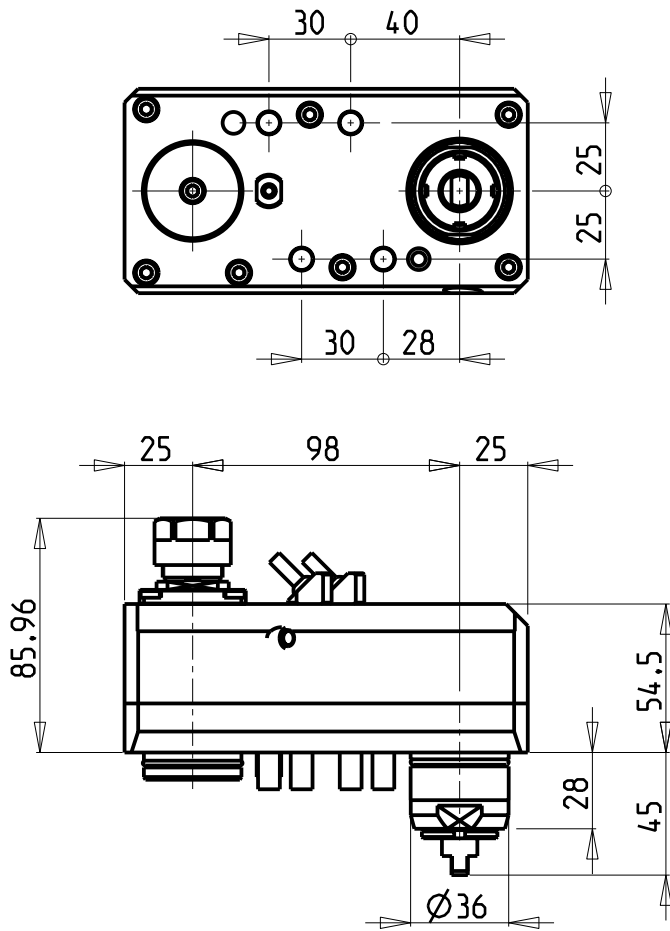


ATTENZIONE - ATTENTION - ACHTUNG

- Per lo smontaggio degli utensili utilizzare sempre la chiave di contrasto come indicato nel manuale d'uso.
- For disassembly of the tools use always the contrast key as mentioned in the user instructions.
- Fuer das Abmontieren der Werkzeuge immer den Gegenschlüssel benutzen wie in der Bedienungsanleitung erwaeht.

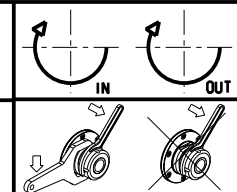


| Cod. MT | Mandrino Spindle Spindel | I | RPM | Lubrificazione est. Ext. coolant Aussenkuehlung | Reversibile lato mandrino/contromandrino Reversible sub/main spindle side Umkehrbare Spindel-seite/ Gegenspindel-seite | CHIAVI INCLUSE Keys included Schluessel inbegriffen | |
|------------|--------------------------|-----|-------|---|--|---|--------|
| CTZ0160216 | ER16 | 1:3 | 18000 | X | X | CHUB19_SP3 | CHUB25 |


CITIZEN
MOD: M532

MODULO MOTORIZZATO ASSIALE 2 USCITE IN Y MOLTIPLICATO I=1:3
 Axial geared-up I=1:3 twin head driven tool in Y
 Axial angetriebenes Werkzeug 2 Ausgaenge in Y uebersetzt I=1:3

Subject to change without notice.



M.T. srl
 Via Casino Albini 480
 Tel. 0541/956034-957884
 Fax 0541/956341
 47842 S. GIOVANNI IN M. (RN)
 e-mail: mtma@mtmarchetti.com
 http://www.mtmarchetti.com



CTZ080-2-50